
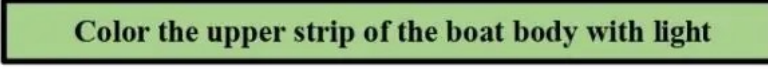

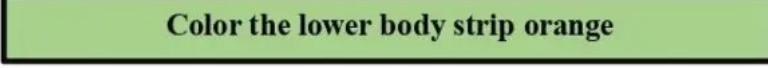



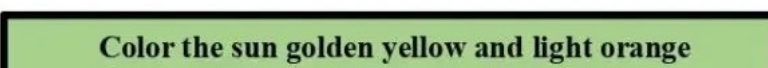



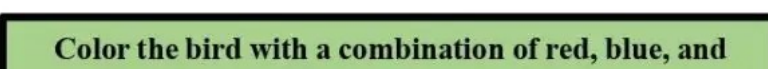

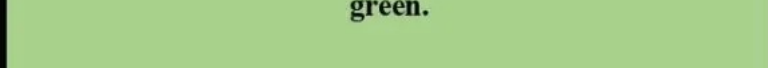



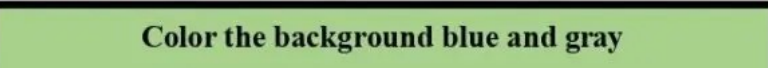






Coloring instructions – Boat trapped in the ocean

1.   Color the upper strip of the boat body with light
2.   Color the lower body strip orange
3.   Color the window and upper part light yellow.
4.   Color the sun golden yellow and light orange
 
5.   Color the bird with a combination of red, blue, and
  green.
 
6.   Color the background blue and gray
 
7.   Color the water blue