





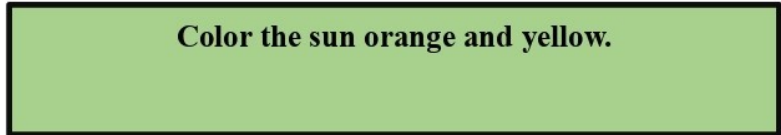

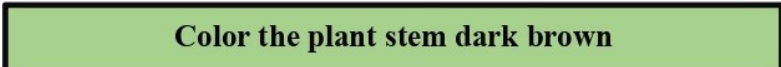




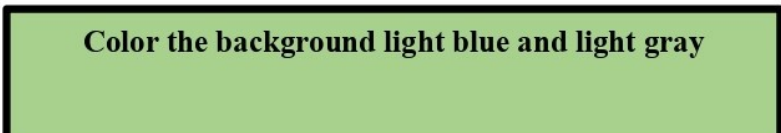



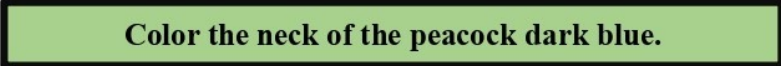


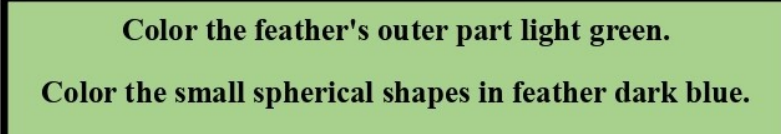



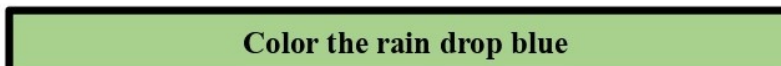


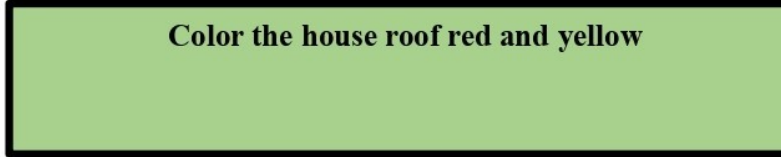

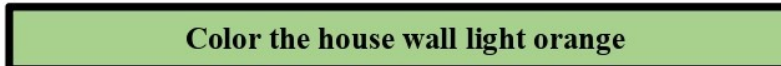




Coloring Instructions - peacock outside the house

1.   Color the tree leaves light green
2.   Color the flower red.
3.  .
  Color the sun orange and yellow.
4.   Color the plant stem dark brown
5.   Color the clouds blue
6. 
  Color the background light blue and light gray
7.   Color the peacock's body light yellow
8.   Color the neck of the peacock dark blue.
9. 
  Color the feather's outer part light green.
Color the small spherical shapes in feather dark blue.
10.   Color the legs light yellow
11.   Color the rain drop blue
12. 
  Color the house roof red and yellow
13.   Color the house wall light orange
14.   Color the house window and door dark brown